



**PURPOSE** The purpose of the Gem, Lapidary, and Mineral Society of Montgomery County MD., Inc. is “To increase knowledge and popular interest in earth sciences, geology, mineralogy, paleontology, lapidary arts, and related subjects”.

**REGULAR MEETING** There are **NO** meetings in July and August. Have fun and stay cool!

**THE BOARD OF DIRECTORS** There will be **NO** July-August Board meeting unless Called by the Prez.

**ROSTER CHANGES** PARKER, Fred. Phone 240 446 2183, E Mail address parkermineral@comcast.net.  
GRUNDEL, Erich, E Mail erichgrundel.fda.hhs.gov.

**DUES & DON'TS** Dues are due by September 1st. Single membership is \$15 per year, Family membership (Which is defined as up to 2 adults and children under 18 years of age) is \$20 per year. We pay \$1.25 dues for EFMLS/AFMS, and about \$3.15 for insurance for each member over 10 years of age so when renewing, list only those interested in taking part in Society activities. Send to Membership Chairperson Nancy Ballard, 16812 Baederwood Lane, Derwood MD 20855-2011, 301 926-7374. She will mail your membership card(s) back to you if you send her a self addressed stamped envelope (SASE), otherwise you may pickup your card (s) at the September regular meeting. Please help by paying your dues on time. **DON'T** be late.

There was a club member named Hughes  
Who waited too long to pay dues,  
She was struck off the roster,  
Did not realize it cost'er  
The workshop, club field trips and news.  
by Peter Martin, from Calgary Lapidary Journal, Dec. '06

**CURATOR'S CHOICE LECTURE**  
Wednesday, August 8, Noon “Eureka!  
Early Gold Mining in the United States”  
National Air and Space Museum  
Meet at the Museum Seal Free.

**We Thank Scott Braley for agreeing to be Show Chairman for 2008. We still desperately need a Show Vice Chairman. Also still needed: a person or persons to make cabochon pre-forms for the Show workshop in 2008. Apply to Scott**



**DEADLINE** for the September 2007 Rockhounder is August 27th.

**IN THIS ISSUE**

Meeting Announcements, Roster Changes, Dues, Help Wanted, Lecture on Gold, Rockhounder Deadline .....1  
Reg. Meeting Minutes, Dop Glue....2  
Stibnite, NMNH Lecture Amber....3  
Show Table, Door Prizes, Drawing Field Trips.....4  
Birthdays, Ruby & Peridot  
Birthstones.....5  
Wildacres.....6 & 7  
History, .....8  
Safety, AFMS Code of Ethics.....9  
Amazonia Amber with Fossils.....10  
Web Sites, Shows & Swaps.....11  
Enjoy your Summer,  
See you in September

**REGULAR MEETING MINUTES** President Scott Braley called the June 12, 2007 meeting to order at 7:45 pm. Attendance was about 42 people. Juan Proaño reported that we are financially sound. George Durland read a letter from the IRS stating that the 501-C-3 status has been approved. Scott Braley reported progress on the web site and hopefully the site will be on the internet shortly. Wendell Mohr announced field trips for Anita James, availability of Wildacres application forms, classes at Clearwater Nature Center, Glen Echo, and Recreation & MNCP&P, and a stone sculptor at Montgomery Heritage Days Rockville Town Center site on June 23rd. It was moved, seconded and approved unanimously that The Minutes for May be accepted.

Heather Felsen introduced our speaker, Dr. Peter Kranz, whose presentation about Dinosaurs in DC was thorough. He told that the MNCP&P is very slowly at work to get a Dinosaur Park in the Murkirk MD area. Hopefully it might be run like the Crater of Diamonds, allowing collecting. \$1M set aside has been unused. He works in conjunction with the Dinosaur Fund, a not for profit program to help raise monies for dinosaur research in the national capital region. (See <<http://www.glue.umd.edu/~gdouglas/dfund/fund.html>>.) He also is working with the Capital Children's Museum, having troubling financial problems, and now closed. Evidence of many types of Dinosaurs has been found in DC and within 25 miles. Dinos lived in the Mesozoic Era: Mid Triassic, Jurassic, and reached extinction in the Cretaceous Periods. They were here 100 Million years ago, before man. In 1898, some men digging a sewer at First and F Streets, S.E., found the remains of a Capitalosaurus. The second find was a very large leg bone from Astrodon Johnstoni, a brachiosaurid, while building the McMillan Water Filtration Plant at First and Channing Streets, N.W. in 1942. This species is the MD state fossil. (You can get a MD auto license plate with the dinosaur on it). The 3rd DC find was in 1959 at 3rd and E. Capitol Streets SE. The fossil material disappeared but was a raptor estimated to weigh 1000# and 15-20 ft. in length. People have to know what they are looking for, or the authentic identification of any bone find, because dinosaur bones do not come with a name tag! Dr. Kranz answered questions. He noted that only three single bones have been found and recognized! He did not answer the un-posed question of which came first, the dinosaur or the egg.



After a break, Scott introduced visitors Don Greapes, Robert Clemenzi, and Gladys Fuller's friend, Robert Carter. There were no new members. George Durland, who, with the help of Patricia Jayne, saw the completion of the 501-C-3 project were recognized for their work by acclamation. Matt Charsky told of an auction by the Mt. Vernon Auction Center on June 16th. Show announcements were made by Scott, and Door prize drawing and Show Table discussions followed, see listing elsewhere. The meeting was adjourned at 9:49 pm.

Cynthia Shupe, Secretary

**NEW DOP GLUE** Discovered while Jim and I were at the Tucson Gem Show. We visited the Rio Grande Catalog in Motion Show. Jim was talking to one of the guys doing demos and asked about using something besides "dop" when doing cabochons. Jim was told about a wonderful glue called Zap-A-Gap, and the accelerant called Zip Kicker. It's awesome stuff and really works. Jim's been using it like crazy making cabs. How it works is you spray the Zip Kicker on the back of the stone and then put a little drop of the Zap-A-Gap on the dop stick. Stick the dop stick on to the rock and hold for a few seconds and voila they are stuck together. What's nice about this is you don't have to work with a hot dop and it doesn't get all over the piece you're working on so you can work on very small cabs without a mess around the edges. What's also nice is all you need to do to separate the rock from the dop stick is pop it off with a finger nail. In case you're interested you can find more information at: <<http://zap.supergluecorp.com/pt04.html>>. I don't know if this would work for those of you involved in faceting. Something to check out! Taken from The Voice, El Paso M&G Society El Paso Texas, March 2007. Via Quarry Quips Wichita G&M Society, Mar 2007



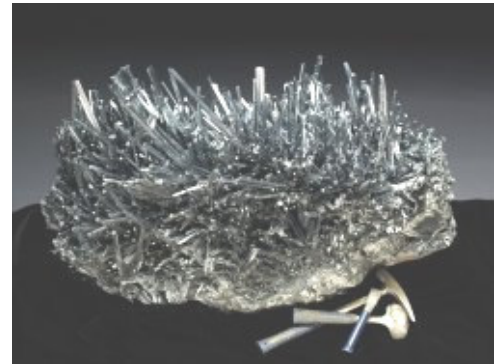
IS CAST IN  
STONE

**STIBNITE**

The American Museum of Natural History unveils a spectacular new mineral specimen, a glittering, half-ton Stibnite saved from destruction by Chinese miners.



Article and photographs used with Permission, Department of Communications, American Museum of Natural History  
Photo Credit: D. Finnin, AMNH



One of the Museum's newest and most spectacular mineral specimens, a 1,000-pound stibnite with hundreds of sword-like, metallic blue-gray crystals sprouting from a rocky base, went on display April 4. Stibnite ( $Sb_2S_3$ ), a compound of the elements antimony and sulfur, occasionally forms nests of delicate, six-sided crystals, but examples this large and intricate are exceedingly rare.

The unique specimen on display at the Museum was spared from destruction by alert miners in the Wuning (Wuling) antimony mine in Jiangxi Province of southeastern China. Stibnite is most commonly pulverized and heated to extract the antimony and make flame retardants and engine bearings. "That it survived the mining process at all is a miracle," said George Harlow, Curator in the Department of Earth and Planetary Sciences. "This is truly one of nature's treasures."

The Museum's stibnite specimen is the largest on public display in the world. It was likely formed some 130 million years ago when water heated by volcanic activity dissolved antimony and sulfur from surrounding rocks and flowed between layers of limestone, leaving a dense band of stibnite and occasional pockets containing long, elegant crystals. Complete stibnite crystals as long as the ones this specimen exhibits are rare—they are typically found broken because of their extreme fragility and the industrial nature of modern antimony mining.

The stibnite was donated by Marc Weill, founder and CEO of City Light Capital and world-renowned mineral collector. It will be on display in the Museum's newly renovated 77th Street Grand Gallery.

$\frac{20}{100}$	M	1
$\frac{20}{70}$	US	2
$\frac{20}{50}$	EUM	3
$\frac{20}{40}$	SIZED	4
$\frac{20}{30}$	HAND	5
$\frac{20}{25}$	SPECIMENS	6
$\frac{20}{20}$	MICROMOUNT SIZE	7

Mineral Collector's Eye Chart—W. Mohr

**NATIONAL MUSEUM OF NATURAL HISTORY**  
Lecture Saturday August 18 Baird Auditorium, 2:30 pm.  
**Entombed in Amber: Time Capsule and Treasured Jewel.** An injured plant releases a resin that entraps an insect. About 120-130 million years later a Smithsonian scientist contemplates Earth history in that bit of hardened and fossilized resin, now called amber. Dr. Jorge Santiago-Blay studies amber and shares his broad understanding of this and other plant exudates. They may inform about plants and insects in geologic time. Following the lecture, chat with Dr. Santiago-Blay at display tables and learn about these substances and how to spot fakes.

There once was a rockhound named Schwartz  
Who pounded, bare-eyed, on some quartz.  
Now he sees in a fog  
And he's led by a dog.  
He can't watch the news, or the sports.

ARKLATEX G&M  
Club Feb 2007

**SHOW TABLE**

April 9, 2007

A big thanks to those who bring items for sharing at the meeting.

Exhibitor

Specimen(s) \* = Self-collected

Locality

Paul Braley

Geode

Mexico

Scott Braley

Fluorapatite\*

Emmons Quarry ME

Jeff Cessna

Smoky Quartz\*

Pinesburg Q., Williamsport MD

Mark Dahlman

Wollastonite\*, Norbergite and Diopside\*

Sterling Hill Mine, Ogdensburg NJ

George Durland

Willemite & Calcite

Sterling Hill Mine, Ogdensburg NJ

Smithsonite

Choix Sinaloa, Mexico

Elmer Lantz

Blue Quartz

Southern VA

Larsonite

McDermott OR

Selenite Rose

Cochise Co. AZ

Stilbite on Limestone

Gettysburg PA

Calcite

Shippensburg PA

Chuck Mason

Black Chalcedony/Jasper\*

Niobrara Co. WY

Wendell Mohr

Realgar

Peru

Trilobite

Bolivia

Andy Muir

Talc & Magnesite\*

Hunting Hill Q., Rockville MD

Georgia Olmstead

Dinosaur Footprint Cast, Negative and Positive\*

Quarry near Culpepper VA

Pyrite\*

Hunting Hill Q., Rockville MD

Quartz "Diamonds"\*

Near Strasburg VA

Tom Parnell

Kyanite, Fluorite, and Unknown\*

Thomaston CT

George Reimherr

Stellerite, Chabazite\*

Vulcan Mat'ls Q. Manassas VA

Quartz with movable bubble\*

Pinesburg Q., Williamsport MD

Joel Rosen

Chalcopyrite with Dolomite

Pitcher OK

Rod Towers

Microscope and Specimens



**JUNE PRIZES:** Paul Braley, the junior winner, won a sharp, clean Shark's tooth from Morocco. The Show Table prize, a beauty of Azurite from Bou-beker, Oujda, Morocco was taken home by Jeff Cessna, his second lucky winning in a row. Where was Rory McElravy? The general door prize, was won by Pat Jayne and was a nice Barite from Xichang, Sichuan Province, China.

**DRAWING** The EFMLS Ways and Means Committee is running a drawing for at least the 7 prizes in hand now (You are urged to donate a prize if you wish to increase the attractiveness of the lottery). Tickets are available now from Jo Ann Mohr. They need to be returned by September 15th for the drawing at the October Newark NY EFMLS Convention . See <<http://www.amfed.org/efmls/efmay07.pdf>>. Proceeds go to the principal of the Eastern Federation Fund, interest from which is used for projects to benefit clubs.



**FIELD TRIPS:** No trips are currently scheduled. Contact Field Trip Chair Anita James to inquire about any last minute trips at 301 652 5527 or E Mail <[johnjames04@comcast.net](mailto:johnjames04@comcast.net)>. Reminder: If you leave a message on her answering machine be certain to leave your viable phone number and/or E Mail address so she can get back to you.

◆ Jeff Nagy, Jeff Cessna, Andy Muir

Pinesburg Quarry, Williamsport MD ◆



A man started mineral (Or Fossil) collecting and going on field trips. At first he went alone, but soon decided to drive in with some of his other club members. Within a few weeks, though, his wrists began to hurt severely. Oddly, the pain only occurred while they were driving through a tunnel. Finally, he saw a doctor. His problem was diagnosed as carpool tunnel syndrome!



**JULY MEMBER BIRTHDAYS:** Paul Braley, Patricia Carter, Michael Ciletti, Antonia Dentes, Jim Durburow, Heather Felsen, Timothy Greene, Jonathan Harris, Dave Johnson, Andrew Mays, Christian Michaelis, Tim Morgan, Savannah Muir, Koby Myles, Jeffrey Post, Antonia Dentes, Barry Remer, Julianne Remer, Dee Williams.

**AUGUST MEMBER BIRTHDAYS:** David Ballard, Kevin Byrne, Larry Campbell, Lisa Carp, Carolyn Carter, Michael Ciletti, Annie Dahlman, Jacob Harris, Norma Irby, George Loud, Elese Lupuloff, Zachary Lupuloff, Dale Madden, Steven McNeil, Denise Muir, Gabi Muir, Marlene O'Callaghan, Joel Rosen, George Sayther, Nancy Shinowara, Allesandra Winfield.



*The glowing ruby should adorn  
All those who in July are born;  
Thus will they be exempt and free  
From love's doubts and anxiety.*


Ruby is red corundum, which is aluminum oxide. Trace amounts of chromium make rubies red. Rubies may be dark and purplish-red (like most rubies mined in Thailand), or a

bright red known as "pigeon's blood" (as with Burmese rubies). Rubies from Sri Lanka are lighter in color and therefore less valuable.

Rubies are also found in Tanzania. But the pigeon's blood rubies found in Upper Burma are the most prized. As a corundum, ruby has a hardness of 9 on Moh's Scale and a specific gravity of 3.97 to 4.05. Rubies are translucent to transparent and have a original crystal system. Some rubies have retille crystal inclusions which align themselves within their host crystal's hexagonal structure. When cut and polished into cabochons, these special stones display a radiating star of light inside, earning them the name of "star ruby." So-called "Balas rubies" are not actually rubies, but red spinals (oxides of aluminum and magnesium found near corundum deposits). The word "ruby" comes from "rubber," the Latin word for "red." Tamil is an ancient language spoken in southern India and northern Sri Lanka. The Tamil word for ruby is "Kura dam," and may be the ancestor of our English word "corundum."

To Buddhists, red symbolizes the reincarnation of the Buddha. This is why a statue of the god will often have a small ruby embedded in the forehead. In ancient times, the ruby was considered a cure-all stone. Almost any disease could be eradicated by placing a ruby on the tongue until it swelled up, making speech nearly impossible. Next, the patient's body would shiver with freezing chills. Supposedly, all symptoms would eventually disappear. But most decided the cure was worse than the ill. It was also believed that embedding a ruby in the skin would make the flesh impervious to spears and swords. According to Marco Polo, Kublai Khan once offered an entire city to a Sri Lankan king in exchange for a ruby specimen four-inches in length and thick as a man's finger. Katherine of Aragon is said to have owned a ruby ring which turned dark as soon as Henry VIII decided to divorce her. Writer Wolfgang Gabelchover claimed that in December of 1600, he saw his ruby ring turn dark and remain so for several days. Fearing an impending calamity, he hid the ring away in a box. Within a few days, his wife contracted a fatal illness. Today, metaphysicians use rubies to remedy health problems of all kinds. They believe rubies minimize negativity and pro-

Peridot (also known as olivine, chrysolite, forsterite, or fayalite) is magnesium iron silicate. It is found in metamorphic and igneous rocks in Arizona, Transvaal South Africa, Eifel Germany, and the Urals of Russia. Peridot forms orthorhombic prisms which are often vertically striated. It has a hardness of 6.5 to 7 on Moh's Scale and a specific gravity of 3.27 to 4.2. The mineral ranges in color from yellow-green to olive-green to brown. Peridot was once called "evening emerald" to promote it as a cheaper alternative to true emerald. During the Crusades, peridot crystals were pillaged from Egypt for European churches. To this day, European churches house specimens of peridot, but often have them catalogued incorrectly as emeralds. While gemologists prefer the name peridot, mineralogists use the name olivine, though they refer to rock rich in olivine as "peridotite."



Ancient Egyptian writings give evidence of peridot mining as far back as 1500 B.C. What is known today as St. John's Island in the Red Sea was the site of much peridot mining for the benefit of Egyptian pharaohs. (The ancient Egyptians referred to this island as Zebirget, while the Greeks called it Topazos.) The mining on Zebirget would continue late into the night, because peridot was believed to give off its own light. The glowing areas were marked in the darkness and mined the next day. Andreas, Bishop of Caesaria, assigned peridot to represent the apostle Bartholomew, as one of the Twelve Foundation Stones mentioned in the Book of Revelation. Second-century magician Damigeron, fourteenth-century alchemist Jean de Mandeville, and sixteenth-century metaphysician Marbod all prescribed the same application of peridot for the purpose of warding off demons. A perforated peridot crystal would be threaded onto a long Hair (often from a donkey) and tied to the left arm. Jean de Mandeville Also recommended putting a bead of peridot in a donkey's mouth to scare away the devil.



Modern metaphysicians wear peridot to strengthen their own powers as healers. They also believe peridot speeds the birthing process.

Modified from Shin Skinner News, July and Aug 2004  
By Thomas Bourne

By Heather Felsen

Arriving The process of “checking in” at the North Lodge of Wildacres gave me a pretty good idea that I was in for a special experience. There are no keys to be issued because there are no locks on the doors. I simply was given my room number and proceeded there to meet my new roommate.



Wild Acres is situated at 3300 feet on Pompeii’s Knob Mountain in Little Switzerland, North Carolina. It is idyllic in every way imaginable: the views, the people, the clean mountain air, delicious meals, an easy-going, congenial atmosphere, and the opportunity to concentrate and learn more about many facets of our hobby.

We were lucky to have Bob Jones Sr., Consulting Editor of Rock and Gem Magazine, as our guest speaker for the week. Bob delivered six terrific lectures ranging from minerals and gems being mined by China to the origin of the Tucson Gem Show to gargantuan Gypsum/Selenite crystals in Mexico. His lectures were not only technically interesting, but also funny and insightful. I intend to share with you some of the highlights.

The Program Our week began with the sound of the bell Saturday morning at 7:30 am. The bell would become a familiar sound over the next several days; beckoning us to awaken, go to meals and to class. Following breakfast, Bob Jones gave a terrific lecture on his recent trip to China as a guest of the government. The major reason Bob was invited to the 1<sup>st</sup> International Mineral and Gem Crystal Conference was to share how the Tucson Gem and Mineral Show evolved from a simple club show into a world renowned event. In the past few years China has discovered, and begun to actively mine and export, many of its natural mineral deposits including Cinnabar, Azurite, Calcite, Scheelite, Fluorite and Wulfenite. Today it is one of the leading suppliers of gems, although many of the mining techniques used are relatively primitive and akin to what U.S. miners used the 1800’s in Colorado.

After the morning lecture, it was on to class. Bernie Emery’s reputation preceded him. At the Orientation the night before, one of Bernie’s former students had shared, “The shine on the cab I polished last year could take down an airplane.” Bernie preferred the metaphor, “you should be able to read the license plate of a car in the parking lot on your cab.” Regardless, Bernie demanded perseverance. He taught us how to choose a slab free of pits and cracks, find the “design” in it and use the trim saw to cut our rough. Next we ground the edges to about 1/16”, made a bevel, and began the process of “peeling the apple.” We started at the crown of the stone and worked outward. Bernie encouraged us to use magnification to identify any imperfections and smooth them out before moving to the next grit. When we finished with the final grit it was time to polish our cabs using Cerium or Tin Oxide. The stone I cabbed was a piece of Biggs Jasper with a nice mountain and river scene. Over the next two days, I worked to get the piece up to FAA standards, or should I say “Emery” standards. It was a time-consuming process, but Bernie wanted each of us to walk away with a cabochon better than what you could buy in a store. And we did.

That evening we again piled into the auditorium for a lecture about minerals of the United States and the origin of the Tucson show. The Tucson show (originally a local club show) began in 1954 at a local elementary school. There were 8 dealers. Today, it is the biggest financial event for the city and generates 8 million dollars in sales tax over the course of 3 weeks. That night Bob also talked about Smithsonite, Maine Tourmalines, Red Beryl, Amazonite and Bobjonesite, a newly discovered mineral recently named in his honor.

“Semester Break” was Mid-Week-Monday during which we participated in the famed towel exchange and Tailgating Session in the parking lot. There were many ways to spend the day, but I opted to join in the field trips to the Vulcan Quarry and Crabtree Emerald Mine located in the hills surrounding Little Switzerland. The Vulcan Quarry was a bit of a disappointment but I did manage to find a nice little Mica matrix with small Garnet crystals and Epidote. At the Crabtree Mine, we lunched and then dug in the tailings. A few lucky folks

(Continued on Page 7)

(Continued from Page 6)

found small Emeralds. I found the Schorl (Black Tourmaline) really interesting and loaded a few specimens into my bucket. Back at Wildacres, the tailgating session offered a chance to collect some great fluorescing Calcite crystals with perfect cleavage (rhombohedral) as well as a nice piece of Prehnite.



Second Semester The second session I attended was Mineral Identification with Cathy Gaber. (Her husband Bruce spoke at our June club meeting) Since I have never taken so much as a geology class, this was a welcome introduction to mineral identification. In two short days, we learned a smattering of ways to differentiate minerals with and without tools. Cathy taught us about specific gravity, color, hardness, crystal shapes, luster, special effects and locality. We also discussed cleavage, scratch tests, streak tests, magnetism fluorescence, radioactivity and refraction. Cathy challenged us with a mineral identification game in which we had to place all of the specimens in their rightful spaces (designated by the name) and justify why we believed the sample to be that particular mineral. While this was a fun exercise, Cathy warned us that there are over 4000 minerals, many of which cannot be “sight-identified.” We used several books for reference including the classic, Mineralogy, John Sinkankas and Gemstones of the World, Walter Schumann. As an aside, Cathy took her first mineral class with Louise Taggart who taught Gemstone Identification for Montgomery County Public Schools until she was 98 years old. She was succeeded by Lisa Carp.

A highlight of the second semester was the “Good Stuff” Auction, which is better experienced live than read about on paper. Regardless, I will say that it was a rowdy, good time. Items for auction were, in theory, to be “hobby-related” but in reality included inflatable M&M doll, a camouflage shirt and a pair of red knickers. There were also more traditional items for sale such as gem and mineral books, slabs for cabbing, river Agates and jewelry. I was thrilled to win Simon and Schuster’s Guide to Gems and Precious Stones and a carved necklace holder. If my memory serves me, over \$7000 was generated, all of which will be donated on behalf of the Eastern Federation to Wildacres. The funds will be used to purchase equipment and supplies for the classrooms at Wildacres.

Throughout the second semester, Bob Jones continued to deliver fantastic lectures. His last lecture was about Copper and the Copper Queen Mine in Bisbee, AZ. He spoke about how Copper was extracted from Malachite and Azurite and chronicled the development of the Bickford Fuse, which dramatically cut the miners death rate.

Bob also spent some time advising all collectors to think carefully about the subject of “mortality and your mineral collection.” He suggested that most heirs don’t understand the value of your collection and urged collectors give careful thought to what to do with their collections. Bob emphasized the importance of minerals being preserved and ending up in the right hands. He has begun dispersing his collection and urges others to do so before their health declines. Bob told a story about an old collecting buddy of his who willed his collection to him. Unfortunately, when the friend passed away, his lawyer who was not a collector, ended up disposing of much of his collection. Bob also shared with us that *Rock and Gem* Magazine is looking for contributing writers and encouraged club members to write hobby-related articles for the magazine. Bob will supply us with the writer’s guidelines if anyone is interested.

In closing, I would encourage anyone who hasn’t been to Wildacres to make the trip down to Little Switzerland. The Eastern Federation sponsors sessions in the Spring and Fall. The Fall session will be Sept. 10-16. I appreciate the club providing me with a scholarship to attend Wildacres. It truly was a memory that will stay with me for life. Please stop by my table at the September meeting to see pictures, my finished cabs, newsletters and other materials from Wildacres.



**HISTORY MORE OF 1990** Did we have a show that year? Of course, as sure as there was a St. Patrick's Day, for the two coincided. With an attendance of 1241 paid admissions, plus as many, if not more, kids viewing 38 exhibits and the wares of 17 dealers, the show was declared to have been a success. And on School Day, which preceded the opening of the show to the general public, the entire student body of Banner School of Frederick showed up. Exhibitor awards went to David Dinsmore for Best in Mineral Class (Minerals of Virginia Trap Rock), Cheryl Austin for Best in Lapidary Class for her work in that field, and to Wendell Mohr for Best in Educational Class for his model of a working quarry. His exhibit also was deemed to be the Best in Show.



Re Banner School (A private school with grades 1-8), members Russ Ross and his 4 year old (I'm not kidding) daughter Becky visited the school's first through third graders in March to talk about Rockhounding, and to help identify and explain some of the rocks they had picked up locally. Russ reported how amazed he was at the knowledge the kids had already possessed about such things as hardness, streak testing, and basic crystal formation. I wonder how many of them continued in the hobby

At April's meeting the speaker was Dr. Hendrick van Oss of the US Bureau of Mines. His topic was "A Trip to the Gold and Diamond Mines in Ghana and Mali," and he gave a graphic explanation of the geology of the areas. He supplemented his talk with a slide presentation showing the mines and mine camps he had seen during his visit.

On April 21 Mike Ellwood and Wendell Mohr judged projects at the 34th Annual Montgomery Area Science Fair where six seniors and six juniors had entered projects related to earth sciences. Ignatio Tzoumas, a 15-year-old Gaithersburg resident attending Montgomery Blair High School, received the Senior Award for his project "In Conquering Waves," and Laura Moskowitz, a 13-year-old Bethesda resident attending Tilden Intermediate School received the Junior Award. Each got a cash award plus a year's Society membership in recognition of the quality of their work. We later were informed that Ignatio had been awarded First Place by the Amer. Society of Engineers for his work, and would spend eight weeks during the summer as an intern with NOAA. Mike and Wendell certainly recognized a winner when they saw one, didn't they?

In addition to his other duties, Wendell gave four talks to a total of 140 children in grades K-6 at Germantown Library. He spoke about minerals, rocks, and fossils to what he reported as having been an attentive audience. He finished his presentation by distributing mineral specimens to each one of the kids.

Have you ever wondered about the origin of the term "Rockhound?" Well, in the June 1990 issue of our eponymous bulletin, Editor Nancy Ballard printed an item she had found in the Michigan Gem News. I can't vouch for its accuracy but as Mr. Spock might say, "It is logical." Here 'tis: According to the American Geological Institute Glossary of Geologic Terms, 'Rockhound' is a term first used by oil well drillers for geologists who often smell rock samples from the well cutting for the odor of oil. They said, 'He hunts oil like a hound dog, thus he is a rockhound.' Since then the term has been applied to anyone who picks up rocks."



The guest speaker at June's meeting was Walter Goetz who told us about the history of gold mining in Montgomery County. In addition to slides that illustrated parts of his talk, Mr. Goetz also had a display of specimens and memorabilia that covered four tables. While on the subject of aurum, a field trip was announced that would take place on June 23, going to Muddy Creek near Castle Fin in PA to do some panning for the elusive element, but I could find no record of results. I could have said I wondered how the trip panned out, but I won't.

### The Maryland Mine

Enjoy your Summer, and I'll see you in September. Contributed by Jack Busch



**SAFETY FIRST**

Safety Rules For Field Trips by Bill Klose,  
EFMLS Safety Chair



Every other year for the past 6 years I have presented the rules for field trips in the June EFMLS Newsletter. I have been pondering trying to formulate another subject for this years newsletter, but as I looked at all the potential topics in the AFMS Safety Manual and past newsletter articles, I realized that

field trip safety is probably worthy of repeating often and before every field trip.

1. Never go on a field trip alone and have some one along who can help or summon help if necessary. Tell someone where you are going and when you expect to return. Carry a cell phone with spare battery. Call someone if you change you itinerary, especially if you are going to be late. Should you leave an organized field trip early, notify the person in charge.
2. Keep children in sight or within talking distance at all times.
3. Do not collect below unstable rock piles, cliff walls or overhangs, or below or over other collectors. Avoid old mine tunnels, shafts, open pits, cess pools and abandoned buildings.
4. Do not block roadways and other vehicles or cross open or cultivated fields with your vehicle.
5. Have your vehicle in proper working order with appropriate emergency equipment and supplies.
6. Adhere to local fire regulations and warnings and make sure all camp and cooking fires are properly extinguished. Break all matches and shred all smoking materials. Take these materials and all other trash with you when you leave.
7. Do not throw rocks or engage in "horse play".
8. Do not over exert or stay in direct sunlight or heat too long. Be sure to rest in the shade from time to time and drink plenty of electrolyte replacing fluids.
9. Wear appropriate clothing, sunscreen, and safety equipment. Properly use appropriate, well maintained and inspected tools.
10. Respect property rights and signs. Obtain permission to enter property. Close all gates and fill in all holes you create. Do not dump dirt or other debris into ponds or streams.
11. Never eat wild berries or anything else unless you are absolutely sure they are safe. Carry bottled water or other drinks and do not drink from streams or wells that have not been recently tested.
12. Be able to recognize poison ivy, poison oak, etc. and be alert for snakes, scorpions, ticks, spiders, rodent infestations, etc. Be careful where you place your hands and feet.
13. Use proper lifting and carrying techniques to bring home your finds. Do not overload your vehicle. Have a great and safe collecting season in 2007.



**AFMS CODE OF ETHICS**

- I will respect both private and public property and will do no collecting on privately owned land without the owner's permission.
- I will keep informed on all laws, regulations of rules governing collecting on public lands and will observe them.
- I will to the best of my ability, ascertain the boundary lines of property on which I plan to collect.
- I will use no firearms or blasting material in collecting areas.
- I will cause no willful damage to property of any kind - fences, signs, buildings.
- I will leave all gates as found.
- I will build fires in designated or safe places only and will be certain they are completely extinguished before leaving the area.
- I will discard no burning material - matches, cigarettes, etc.
- I will fill all excavation holes which may be dangerous to livestock.
- I will not contaminate wells, creeks or other water supply.
- I will cause no willful damage to collecting material and will take home only what I can reasonably use.
- I will practice conservation and undertake to utilize fully and well the materials I have collected and will recycle my surplus for the pleasure and benefit of others.
- I will support the rockhound project H.E.L.P. (Help Eliminate Litter Please) and will leave all collecting areas devoid of litter, regardless of how found.
- I will cooperate with field trip leaders and those in designated authority in all collecting areas.
- I will report to my club or Federation officers, Bureau of Land management or other authorities, any deposit of petrified wood or other materials on public lands which should be protected for the enjoyment of future generations for public educational and scientific purposes.
- I will appreciate and protect our heritage of natural resources.
- I will observe the "Golden Rule", will use "Good Outdoor Manners" and will at all times conduct myself in a manner which will add to the stature and Public "image" of rockhounds everywhere.

**FIRST FOSSIL-BEARING AMBER DISCOVERED IN WESTERN AMAZONIAN BASIN, BY AMERICAN MUSEUM OF NATURAL HISTORY PALEONTOLOGIST AND COLLEAGUES**

FINDING IN THE WESTERN AMAZON SUGGESTS 15-MILLION-YEAR-OLD PALEOENVIRONMENT SIMILAR TO MODERN RAIN FOREST WITH DIVERSITY OF INSECTS, SPIDERS, AND OTHER ORGANISMS

An international team of scientists, including an American Museum of Natural History paleontologist, has discovered the first pieces of fossil-bearing amber—preserving an exceptional diversity of insect, arachnid, and plant species—in the western Amazonian basin. The amber finding provides the first evidence that a great number of insect and spider species lived in this region and populated tropical equatorial environments during the middle Miocene Epoch, about 15 million years ago. Until now, fossil-bearing amber in South America has only been reported in Patagonia, eastern Brazil, and French Guyana. The new amber preserves a wide array of organisms, including insects, arachnids, algae, pollen, fungi, bacteria, and spores from more than 30 types of fungi and plants. Many of the spore forms and all of the arthropods (a group that includes insects, arachnids, and crustaceans) appear to be new to science. The remarkable diversity of the organisms and their ecological specializations suggest a tropical rain forest environment, indicating that modern types of ecosystems were already well-established by the Miocene in western Amazonia. Amber preserves delicate plant structures, soft-bodied animals, and microbes better than sediments, but even conventional fossils of most groups of animals living today are virtually unknown from the Amazon basin. Prior to discovery of this amber, little has been known about the history and evolution of land-dwelling insects, arachnids, and microbes of the past 65 million years in South America. The new finding is described in the journal *Proceedings of the National Academy of Sciences* by John J. Flynn, Chairman and Frick Curator in the Museum's Division of Paleontology, and colleagues including other principal authors Pierre-Olivier Antoine, Dario De Franceschi, and André Nel, all with the Centre National de la Recherche Scientifique (CNRS) in France, and Rodolfo Salas-Gismondi, of the Universidad Nacional Mayor de San Marcos, in Lima, Peru."



**John Flynn excavating fossils from the upper lignite level at the amber locality, western Amazon** Credit: Pierre-Olivier Antoine


This discovery provides the first glimpse of the spectrum of soft-bodied organisms living in western Amazonia during the Miocene. Such forms are not often preserved in the fossil record," said Dr. Flynn. "We now have evidence that a high-biodiversity rain forest typical of modern ecosystems in the area was present here 12 to 15 million years ago."


The amber pieces, 3 large and 25 smaller ones, were hand-picked from rock layers exposed along the Amazon River in the western Amazon. The amber probably originated from a broad-leafed tree living in moist forest undergrowth. Researchers previously had noted finding rare amber debris in the area but had not reported fossils in it. The arthropods are unique but will require further phylogenetic study to determine their evolutionary relationships to known forms. The amber preserves an ecologically diverse array of arthropods, including parasitic bees or wasps; two flies that live in humid environments; beetles that might live in algae, fungi, or moss; three species of mites or ticks; two insects that live on the ground in humid environments; and an insect with aquatic larvae.

Other aspects of the rock layers in which the amber was found support the paleontological evidence for a tropical rain forest environment. The sediments preserve an abundance of unidentified calcified plant remains and fern spores typically associated with a forest. Previous geological studies also have indicated that the Miocene of this part of the western Amazonian Basin included a tropical rain forest along with swamps, plains, grasslands, bodies of water, and intermittent mangrove forests. The discovery of this fossiliferous amber will clarify understanding of the evolutionary history of the modern Amazonian biota, as well as the paleoecology of this area, which underwent drastic environmental changes throughout the Miocene.

**Small fly (*Diptera: Phoridae* [female]), trapped in an amber clast from the middle Miocene of the western Amazon. Living species of *Phoridae* are often found around decaying vegetable matter or animals. Ventral view, length ca. 1.2 mm. Credit Photographer Dario De Franceschi (Muséum National d'Histoire Naturelle, Paris)**

Article reprinted with permission Dep't. of Communications American Museum of Natural History





### Log on to these Sites

#### WEB SITES

Contributed by Wendell C. Mohr


**Amethyst Galleries' Mineral Gallery** is at <<http://mineral.galleries.com/>>. By policy, I do not endorse any dealers. However, this one has a lot of useful information. About 600 minerals are listed encyclopedia fashion by name and properties and a picture is displayed. You may sort by class, or interesting groupings. Physical Properties is an educational tool and gives keys to identifying minerals. There is a section of recommending books and magazines on Minerals and gems. You may search their specimens for sale. Jane was visiting her friends who were rockhounds. Another friend, Sue, asked what their names were. Jane responded by saying, "Well one is named Rolex and the other one is Timex. Sue asked, "Whoever heard of someone named like that?" "They're watch dogs!!", replied the girl.



**Warfield Fossil Quarries**, by Rick Hebdon & Tanya Hester, of Thayne WY, <<http://www.fossilsafari.com/>>, offers fee digging for world famous 50 million year old Green River fossils near Kemmerer WY, where the Fossil Butte National Monument is located. A history is given. They provide tools, map of how to get to the Warfield Springs quarry, motel listing (There are no amenities at the quarry), prices, and a list of things you will need to visit during the Memorial to Labor Day season. Photos show the quarry, digging, fossils, and, interestingly, night time collecting (Days are hot and dry there, even at 7200 feet elevation). Kids are OK with parental supervision. Only downside I see is that they retain rare species fossils. A van, carrying a dozen movie stuntmen who were fossil collectors, on the way to film and collect in the quarry, spun out of control on an wet road, crashed through a guard-rail, rolled down a 90-foot embankment, turned over and over, and burst into flames. There were no injuries. Sign at the quarry: "Job opening. Man to work with dynamite. Must be willing to travel"



**Norwegian Amateur Geology Society**, <<http://www.nags.net/Mags/english/index2.htm>>, has photos of "Eidsfoss", their open-air Mineral Show (Not outdoors in March!). Norwegian minerals shows a list of nearly 800 minerals in alphabetic order. It includes Norwegian minerals but also pictures of minerals from "Foreign (To them) sites" They link to Mindat.org and pictures have Norwegian titles but you can get the sense of it. There are 9 articles in English by Ronald Werner. One on Emeralds is mouth watering but the most interesting is the one with Turquoise CRYSTALS! I thought that Lynch Station VA was the only world locality. The Langesund Fjord Site (Is there a Fjord in your future?) has about the 170 minerals, many rare, and there a number of good links to follow. The Norwegian collected an awful lot of rocks. Riddle: Forward I am heavy, backwards I am not. Q. What am I? A. Ton (Forward it's heavy, backwards it's NOT). Two Norwegians were walking in the quarry and the first says, "Look at that quartz crystal with one eye!" The second covers one of her eyes and says, "Where?"



#### UPCOMING SHOWS & SWAPS:

**Aug. 4-5** GLMSDC 58th Annual Gem & Mineral Show, Stone Ridge School, 9101 Rockville Pike, Bethesda MD. Sat. 10-6, Sun. 10-5 Admission \$6.00, Sr. \$5.00, Under 6 Free. Info.: <[www.GLMSDC.com](http://www.GLMSDC.com)>

**September 15-16** 42nd Annual Gem, Mineral, and Jewelry Show sponsored by Central PA Rock & Mineral Club. Sat. 10-6, Sun. 10-5. NEW Location west of US 15. Sporting Hill Elementary School, 210 S. Sporting Hill Rd., Mechanicsburg PA. Admission \$5.00. Information: <[www.rockandmineral.org](http://www.rockandmineral.org)>.

**September 22-23** 43rd Annual Atlantic Coast Gem, Mineral, & Jewelry Show, Howard County Fairgrounds, West Friendship MD, I-70 at MD 32. Sat. 10-6, Sun. 10-5. Admission \$5.00, 12 and under free with adult. Information: <[www.gemcuttersguild.com](http://www.gemcuttersguild.com)>.

**October 6-7**, 14th Annual Wayne County Gem & Mineral Club Show sponsored by the Wayne County Gem & Mineral Club. St. Michael's School, 320 S. Main St., Newark NY, host of the 2007 **EFMLS Convention, Annual Meeting Oct. 5, 2007.**

**BOARD OF DIRECTORS**

President-Scott Braley, 3813 Hillcrest Drive, Annandale VA 22003-2311	301 305 1193
Vice President-Harry Lupuloff, 14005 Gray Birch Way, Rockville MD 20850-5455	301 309 1801
Secretary-Cynthia Hunter, 10316 Lewis Drive, Damascus MD 20872-1714	240-782-1237
Treasurer-Juan Proaño, 8624 Bunnell Drive, Potomac MD 20854-3545	301 299 2034
Junior Advisor-Rod Towers, 19609 Gunners Branch. Rd., Germantown MD 20876-2738	301 972 1264
Field Trip Chairperson-Anita Lizas James, 4874 Chevy Chase Dr., Chevy Chase MD 20815-6421	301 652 5527
Membership Chairperson-Nancy Ballard, 16812 Baederwood Lane, Derwood MD 20855-2011	301 926 7374
Show Chairman Pro-tem-Scott Braley, 3813 Hillcrest Drive, Annandale VA 22003-2311	301 305 1193
Property Manager-Joel Rosen, 833 Rampart Way, Union Bridge MD 21791-9325	410 775 7937
Immediate Past President-George Durland, 8600 Bunnell Drive, Potomac MD 20854-3545	301 299 8213
EFMLS Liaison-Wendell Mohr, 9509 Emory Grove Road, Gaithersburg MD 20877-3501	301 926 7190
Bulletin Editor- Wendell Mohr, 9509 Emory Grove Road, Gaithersburg MD 20877-3501	301 926 7190

Charter Member: Dan Spielman; Life Members: David Ballard, Nancy Ballard, Jack Busch, Larry Harrison, Anna Marcus, Wendell Mohr, Charlotte Morrison, Dan Spielman, and Paul Vance

Society Address: Gem, Lapidary, and Mineral Society of Montgomery County MD., Inc.  
P. O. Box 444, Gaithersburg MD 20884-0444

All Society correspondence is to be sent to this address except that which is intended for the Rockhounder and its editor. Such items are to be sent to the editor's home address.



Permission to copy material printed herein, except specifically copy-righted items, is granted, provided credit is given.



FIRST CLASS MAIL  
DATED MATERIAL  
TIME SENSITIVE

THE ROCKHOUNDER  
Gem, Lapidary, and Mineral Society  
Of Montgomery County, Md., Inc.  
Wendell C. Mohr, Editor  
9509 Emory Grove Road  
Gaithersburg MD 20877-3501

